

Preferred range in grey

Connector styles

DIN CAD standard receptacle

DIN 41612

Cable Connectors
IDC- Discrete wire

Insulation Displacement Connections (IDC)
2.54mm spacing with Nickel/Tin lead termination for wire gauged 24 to 28 using self stripping connections.
3 types - 2x7, 2x16 and 2x32 receptacle connectors.

Technical Data

Operating voltage 250 rms
Operating current 1.5 A
Operating Temperature: -55° c to 125° c

Material

Insulator: Glass filled PBT UL-94
Contact: Phosphor Bronze

Contact Protection:

Active contact area: Gold on Nickel
Termination: Nickel or Tin lead

Accessories

Hood for Cable Connector
Termination tool for insulation displacement connection

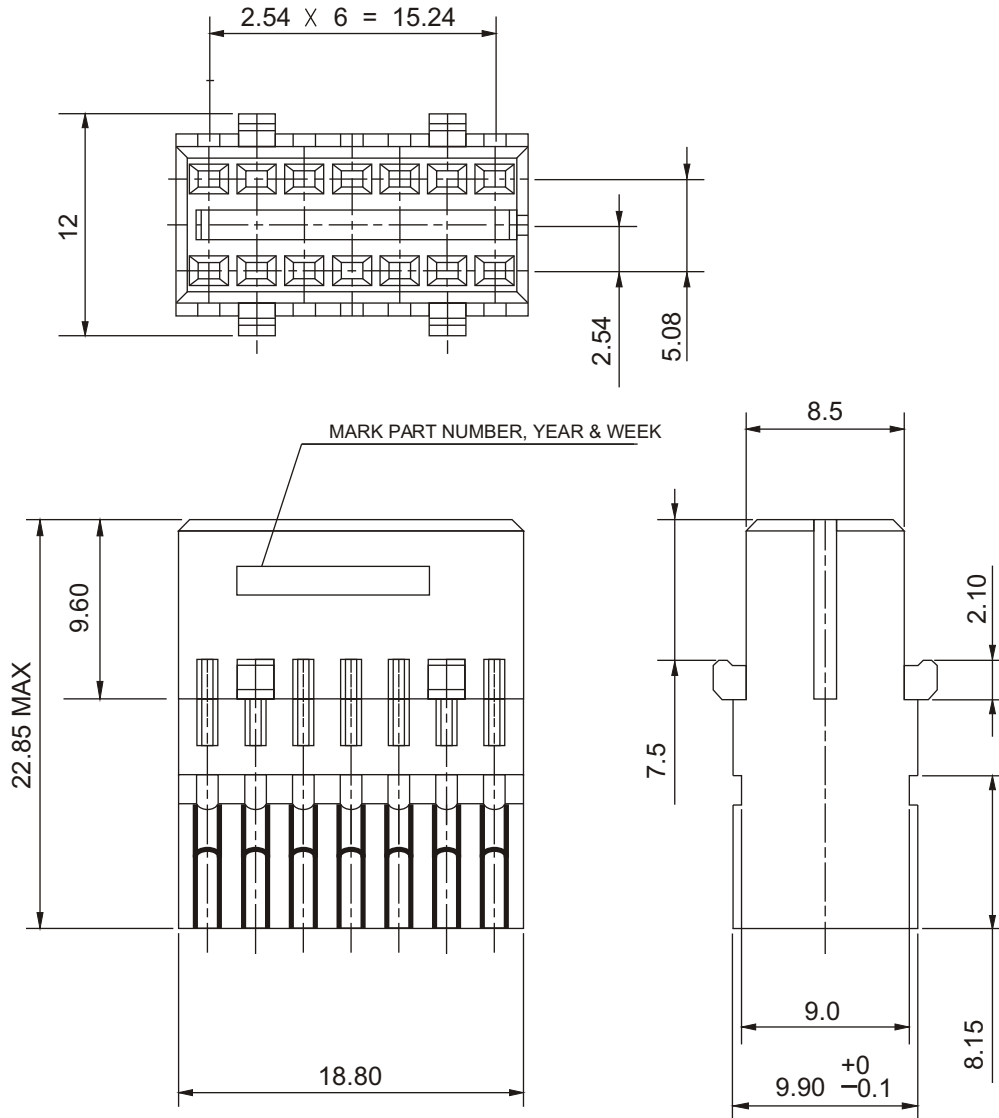
Ordering Information

	Part Number	Termination
2x7	68P2-7FD1-6N	Tin lead
2x16	68EC32-AOC-FD1-50N	Nickel
	68EC32-AOC-FD1-60N	Tin lead
2x32	68EC64-AOC-FD1-50N	Nickel
	68EC64-AOC-FD1-60N	Tin lead

Preferred range in grey

Connector styles
DIN CAD standard receptacle

2 x 7 CONTACT



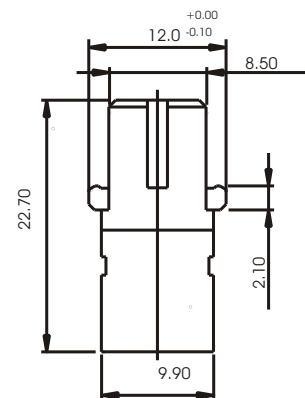
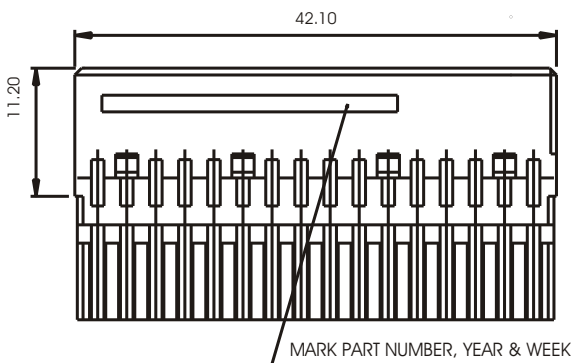
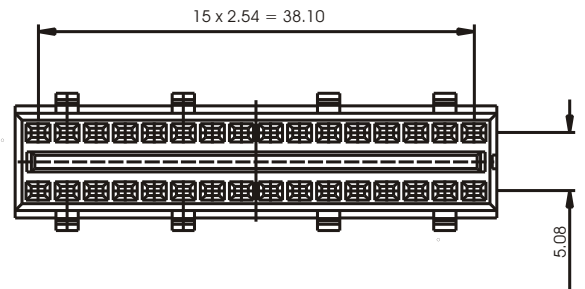
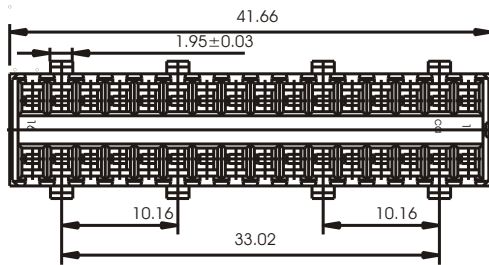
PART NUMBER	NO. OF CONT.	TERMINATION DETAILS	CONTACT POSITION
68P2-7FD1-6N	14	IDC	ROW A & C FULLY LOADED

All dimensions in mm

Preferred range in grey

Connector styles
DIN CAD standard receptacle

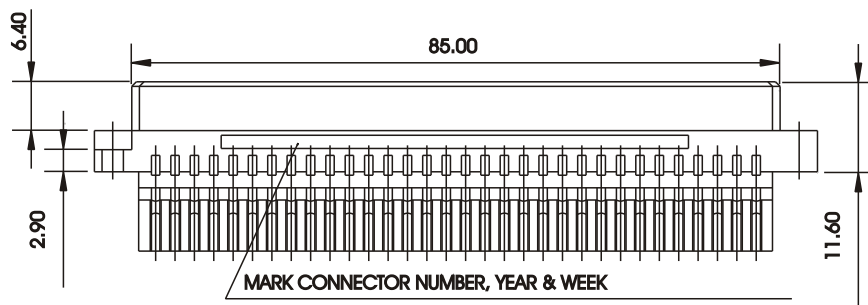
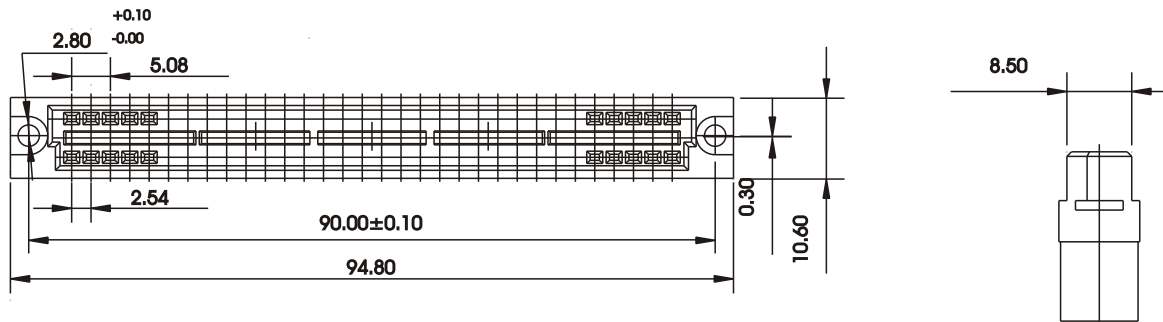
2 x 16 CONTACT



PART NO.	NO.OF CONT.	TERM. DETAIL	CONTACT POSITION
68EC32-AOC FD1-50N	32	IDC	ROW A & C FULLY LOADED
68EC32-AOC FD1-60N	32	IDC	ROW A & C FULLY LOADED

All dimensions in mm

Connector styles
DIN CAD standard receptacle
2 x 32 CONTACT



PART NUMBER	NO. OF CONT.	TERMINATION DETAILS	CONTACT LOADING POSITION
68EC64-AOC -FDI-50N	64	IDC	ROW A & C FULLY LOADED
68EC64-AOC -FDI-60N	64	IDC	ROW A & C FULLY LOADED
68EC64-AOC -FDI-62N	32	IDC	ROW A & C EVEN NO. LOADED

TECHNICAL DATA

- | | | | | | |
|---|-----------------------|--------------------------------|----|-------------------------------|--|
| 1 | Operating Voltage | : 250 V rms | 8 | Contact Separation Force | : 15 grams min. |
| 2 | Operating Current | : 1.5 A | 9 | Connector Engagement Force | : 94 grams max.
Per mating pair of contacts |
| 3 | Operating Temperature | : -55°C to 125°C | 10 | Connector Disengagement Force | : 15 grams to 94 grams per mating pair of contacts |
| 4 | Materials | | 11 | Colour | : Grey |
| | a) Insulator | : Glass filled PBT UL-94 VO | | | |
| | b) Contact | : Phosphor Bronze | | | |
| 5 | Contact Resistance | : 20 milliohms max. | | | |
| 6 | Insulation Resistance | : 10 ⁶ Megohms min. | | | |
| 7 | Voltage Proof | : 1000V rms | | | |